

Comparative analysis of the chemical quality of fishmeal produced on the Northwest coast of Mexico

Lizárraga-Hernández, Francisco D.^{1,2}; Soberanes-Yepiz, Maritza L.³; Cortés-Jacinto, Edilmar^{3*}; Rangel-Dávalos, Carlos¹; Cienfuegos-Martínez, Kathia³

¹ Universidad Autónoma de Baja California Sur - Departamento de Ciencias Marinas y Costeras, Carretera al Sur Km 5.5, Colonia El Mezquitito, C.P. 23080, La Paz, Baja California Sur, México.

² University of the Littoral Opal Coast – Institute of Marine and Littoral Sciences, Quai Masset – Bassin Napoléon, 62200 Boulogne-sur-Mer, France

³ Centro de Investigaciones Biológicas del Noroeste SC- Programa de Acuicultura, Avenida Instituto Politécnico Nacional 195, C.P. 23096, La Paz, Baja California Sur, México.

* Correspondence: ecortes04@cibnor.mx

ABSTRACT

Objective: To evaluate the physico-chemical quality of fishmeal produced by four companies in different states of the Republic (Baja California Sur, Jalisco, and Sinaloa).

Design/methodology/approach: The analyzed fishmeals were from six batches, sardine meal from California pilchard and Pacific thread herring (*S. sagax* and *O. libertate*), and skipjack tuna and (*K. pelamis*) processed by different Mexican companies. Proximal chemical analysis was carried out at the Centro de Investigaciones Biológicas del Noroeste (CIBNOR).

Results: The fishmeal's quality parameters analyzed in this study showed similar values to those reported in the literature. The variations observed in their proximate chemical composition allow them to be classified according to the results of the analyses.

Limitations on study/implications: Considering that four of the six flours were produced from the same raw material, *S. sagax*, the high variability in their physico-chemical quality parameters indicates a lack of standardization in both production methods and quality controls among the producing companies.

Findings/conclusions: *K. pelamis* by-products can produce meals of equal or better physico-chemical quality than those produced from *S. sagax*. The development of official regulations establishing quality standards to fishmeal production at national level is desirable for competitiveness.

Keywords: fishmeal, proximate composition, California pilchard, Skipjack tuna.

Citation: Lizárraga-Hernández, F. D., Soberanes-Yepiz, M. L., Cortés-Jacinto, E., Rangel-Dávalos, C., Cienfuegos-Martínez, K. (2024). Comparative analysis of the chemical quality of fishmeal produced on the Northwest coast of Mexico. *Agro Productividad*. <https://doi.org/10.32854/agrop.v17i4.2870>

Academic Editors: Jorge Cadena Iñiguez and Lucero del Mar Ruiz Posadas

Guest Editor: Daniel Alejandro Cadena Zamudio

Received: November 29, 2023.

Accepted: April 02, 2024.

Published on-line: April 29, 2024.

Agro Productividad, 17(4). April. 2024. pp: 177-184.

This work is licensed under a Creative Commons Attribution-Non-Commercial 4.0 International license.



INTRODUCTION

Fishmeal has been one of the most important agri-food products due to its extensive use in livestock, poultry, and aquaculture (Naylor *et al.*, 2009; Kaiser *et al.*, 2022). Therefore, the latter, these ingredients have been used in feeds for carnivorous fish and crustaceans due to their high protein content, good digestibility, palatability, and optimal balance between amino acids and lipids (Yen-Ortega *et al.*, 2021; Zlaugotne *et al.*, 2022). However, there have been efforts to replace fishmeal with alternative protein sources for more than two decades to reduce pressure on small pelagic fish stocks (Gaxiola and Cuzón, 2014; FAO, 2022).

Although alternative animal protein sources, such as soybean or insect meals (Martínez-Córdova *et al.* 2013), have allowed the gradual reduction of fishmeal in aquaculture diets, full substitution of traditional ingredients has not been possible (Hua *et al.*, 2019). Alternative meals often have lower digestibility, anti-nutritional factors, or poor palatability (Zlaugotne *et al.*, 2022). Consequently, it has been recommended that the quality of fishmeal be controlled and optimized as much as possible to ensure good diet performance (Cozzolino *et al.*, 2005; Boyd *et al.*, 2022).

Mexico is the world's fourteenth largest producer of fishmeal, which is mainly made from clupeids, whose fishing and processing are concentrated in the states of Sinaloa, Sonora, Baja California, and Baja California Sur (CONAPESCA, 2021; FAO, 2022). Despite this, there is a lack of standards defining the parameters for the quality control of fishmeal, with NOM-242-SSA1-2009 being the only official document establishing a limit of 100 mg/kg of histamine (SSA, 2009). Consequently, product quality in the national market tends to be heterogeneous between factories due to the non-standardisation of production processes (Hernández-Cerón, 2020).

The present study aimed to evaluate the proximal chemical quality of fishmeal collected in 6 different processing plants distributed in the Northwest region of Mexico to establish a baseline on its parameters that will allow an eventual qualitative standardization.

MATERIALS AND METHODS

The present study was conducted at the Proximal Chemical Analysis laboratory of the Centro de Investigaciones Biológicas del Noroeste, S. C. (CIBNOR), La Paz, Baja California Sur (24° 08' 10.03" LN and 110° 25' 35.31" LO), and at the Food Science and Technology Laboratory of the Universidad Autónoma de Baja California Sur (UABCS), campus La Paz (24° 6' 3.14" LN, 110° 18' 54.44" LO).

A completely randomized experimental design was used with one factor under study (fishmeal). Table 1 shows the six treatments considered, each with three replicates per variable.

Table 1. Species, producing company, and origin of fishmeal.

Treatment	Company and location	Fish species
Fishmeal 1	Bahía Magdalena Harinera S.A de C.V., Puerto San Carlos, B.C.S.	California pilchard (<i>Sardinops sagax</i>)
Fishmeal 2	Maz Industrial S.A. de C.V., Mazatlán, Sin.	California pilchard (<i>Sardinops sagax</i>)
Fishmeal 3	Proteínas Marinas y Agropecuarias S.A. de C.V., Guadalajara, Jal.	Skipjack tuna (<i>Katsuwonus pelamis</i>)
Fishmeal 4	Proteínas Marinas y Agropecuarias S.A. de C.V., Guadalajara, Jal.	California pilchard (<i>Sardinops sagax</i>)
Fishmeal 5	Sardinera del Real S. de R.L. de C.V., Puerto San Carlos, B.C.S.	California pilchard (<i>Sardinops sagax</i>)
Fishmeal 6	Sardinera del Real S. de R.L. de C.V., Puerto San Carlos, B.C.S.	Pacific thread herring (<i>Opisthonema libertate</i>)

The proximate chemical composition was analysed according to AOAC (2005) methods: constant weight for moisture; charring in the furnace for ash; Soxhlet method for ether extract (EE, crude fat); acid and alkaline hydrolysis for crude fiber (CF); Kjeldahl method for crude protein (CP); and subtraction for free nitrogen extract (FNE). An analytical balance (Mettler Toledo[®], CDMX, Mexico) was used for all gravimetry.

Statistical analyses were performed with Statistica[®] v. 10.0 for Windows (StatSoft[®], 2011). Data were checked for normality (Kolmogorov-Smirnov, $p > 0.20$) and homoscedasticity (Levene, $p = 0.05$). Analysis of variance (ANOVA) and multiple comparisons of means were performed. For all variables, means were considered significantly different when $p \leq 0.05$.

RESULTS AND DISCUSSION

In general, the quality parameters of the fishmeals analyzed in the present study showed similar values to those previously reported in the literature (Cabello *et al.*, 2013; Quijje *et al.* 2019). However, the variations observed in their proximate chemical composition make it necessary to classify them according to the results of the analyses.

Fishmeals' moisture was statistically different between all treatments, except for fishmeals 1 and 5 ($F = 928.2$, $p < 0.000$). Figure 1 shows that fishmeal 4 obtained the highest parameter value ($7.61 \pm 0.10\%$), which is within the range suggested by De Koning (2002) of 5 to 10% to avoid the development of microorganisms. Except for fishmeal 6 ($4.18\% \pm 0.03$), all of them complied with the standard. The low percentage of the latter suggests overheating during drying (Hilmarsdottir *et al.*, 2020). Also, its nutritional quality is compromised as this generates a reaction between lysine and histamine that produces gizzerosine, an irritant toxin in the digestive tract of crustaceans, fish, and chickens (Cruz-Suarez *et al.*, 1999; Takakuwa *et al.*, 2021).

Ash percentages ranged from 13 to 25% (see Figure 2), with fishmeal 1 having the lowest value ($13.06 \pm 0.03\%$) and fishmeal 2 the highest ($24.87 \pm 0.09\%$). Statistically, all treatments showed significant differences ($F = 7153.3$, $p < 0.000$). This is consistent

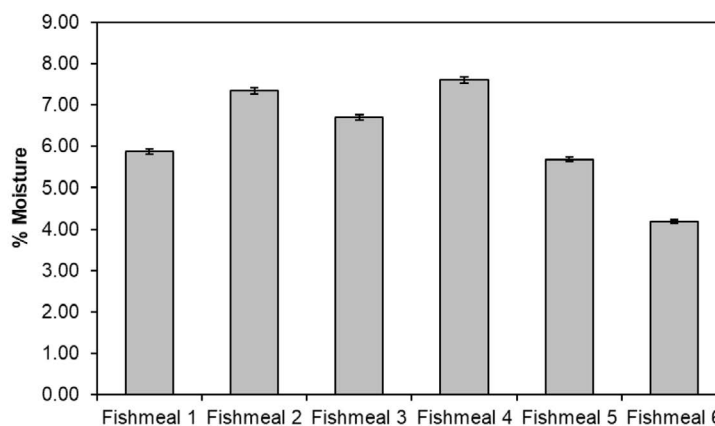


Figure 1. Mean percentages of the moisture content in fishmeal ($p < 0.001$). Vertical bars show \pm standard error.

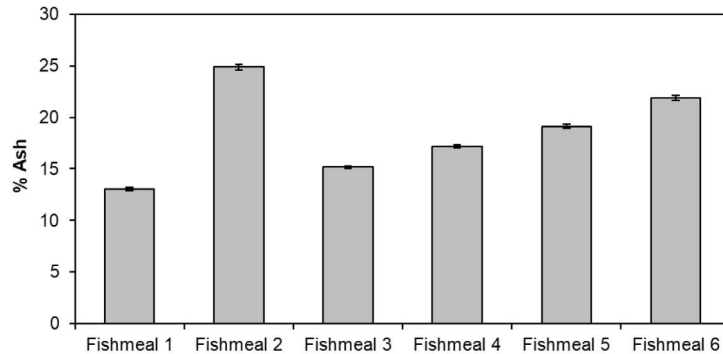


Figure 2. Mean percentages of ash content in fishmeal ($p < 0.001$). Vertical bars show \pm standard error.

with previous studies, as fishmeals usually contain between 10 to 25% ash since the bones of the raw material are not discarded entirely (Rossi and Davis, 2014; Quijije *et al.*, 2019). In the case of fishmeal 2, it exceeds the maximum of 20% ash recommended by New and Wijkström (2002), thus its nutritional quality is diminished as excess ash reduces digestibility. In contrast, in fishmeal 3, the low value of the parameter may be a result of its raw material, skipjack tuna, which, due to its size, is minced before being introduced into the wet pressing machine, allowing a greater bone removal (Kim *et al.* 2019).

The EE values ranged from 4 to 9.5% as shown in Figure 3, and showed statistical differences between all treatments, apart from fishmeals 2 and 4 ($F = 8235.2$, $p \leq 0.000$). This is consistent with previous reports mentioning that fishmeal normally contains between 6 to 10% fat (Mih and Lacherai, 2020). Fishmeal 1 obtained the highest EE value ($9.41 \pm 0.05\%$), which exceeds the maximum optimum of 8% recommended by FAO (1986), and therefore falls into category B (medium quality). This is usual for sardine meals, which in many cases contain up to 20% lipids (Chaula *et al.*, 2019; Mih and Lacherai, 2020). In contrast, the low EE level observed in meal 6 ($4.14 \pm 0.02\%$) indicates overheating that combusted its fats (Hilmarsdottir *et al.*, 2020; Takakuwa *et al.*, 2021). Likewise, fishmeal 3

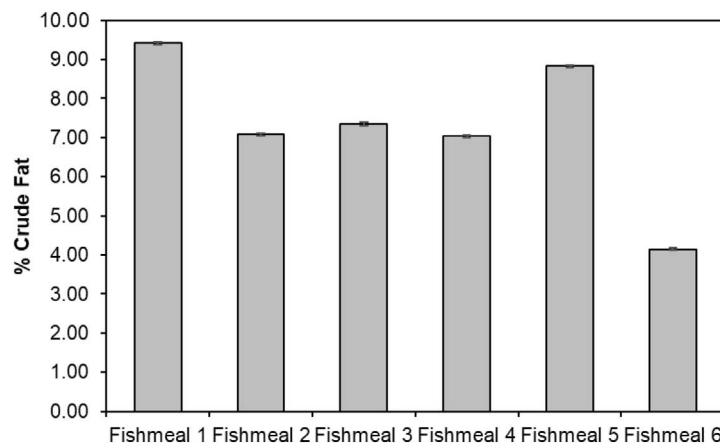


Figure 3. Mean percentages of EE in fishmeal ($p < 0.001$). Vertical bars show \pm standard error.

presents an EE ($7.34 \pm 0.03\%$) consistent with previous studies on tuna meals (Hernández *et al.*, 2014; Souza *et al.*, 2017).

The CF content presented values below 0.20% in all the fishmeals (Figure 4). Significant differences were also found ($F=61.00$, $p \leq 0.0001$): fishmeals 2, 3, and 5 were the same, as well as fishmeals 4, and 6. Only fishmeal 1 was different from all the others. These products regularly have low FC in the form of celluloses and non-digestible carbohydrates (Villarreal-Cavazos *et al.*, 2019; Rawski *et al.*, 2020). Therefore, good fishmeal should not contain more than 1% FC as a high percentage can lead to digestibility problems (Morales *et al.*, 1999; Arriaga-Hernández *et al.*, 2021).

The CP levels of the tested flours ranged from 53 to 62%, with statistical differences between three groups ($F=11.90$, $p \leq 0.00025$). Fishmeals 1, 2, and 6 were equal (see Figure 5); meal 4 showed no differences between them and fishmeal 5. Fishmeal 5

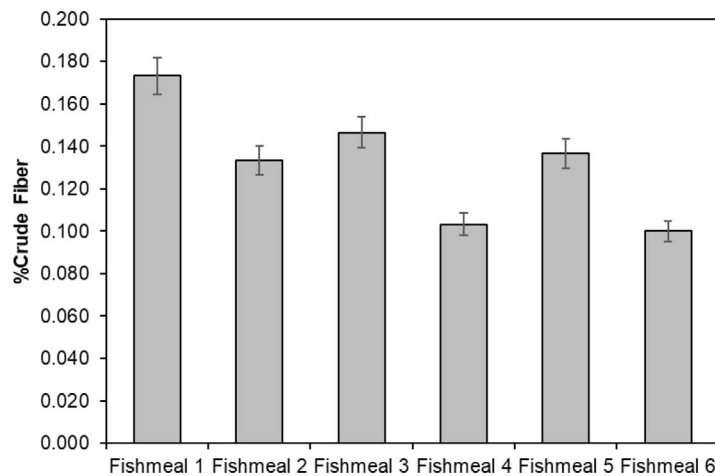


Figure 4. Percentage averages of CF in fishmeal ($p < 0.001$). Vertical bars show \pm standard error.

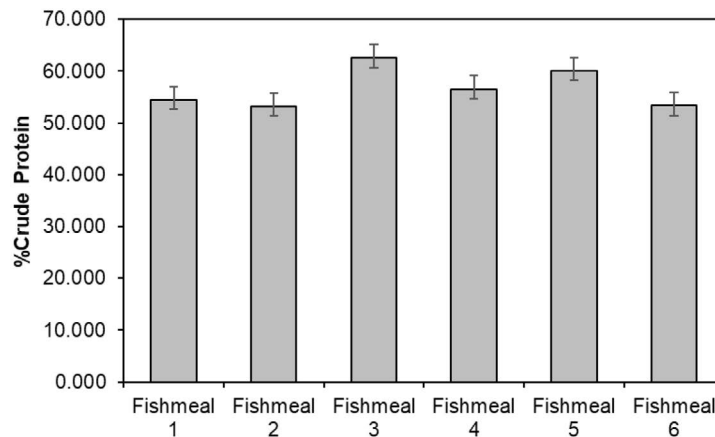


Figure 5. Percentage mean CP in fishmeal. Different letters differ statistically ($p < 0.001$). Vertical bars show \pm standard error.

(60.05 ± 0.80) was equal to meal 3, which obtained the highest value ($62.55\% \pm 1.26$). In contrast, fishmeal 2 showed the lowest CP content ($53.15 \pm 1.17\%$). Regularly, the protein level of fishmeal ranges from 50 to 72% depending on the species processed and the production process, which is consistent with these results (Arriaga-Hernández *et al.*, 2016; FAO, 2022). Fishmeal 3 can be classified as category A (superior quality), which is common for tuna meals (Souza *et al.*, 2017; Kim *et al.*, 2019; Li *et al.*, 2023). Likewise, fishmeal 5 is in category A, although its protein content is relatively low considering that the best Monterey sardine meals have up to 70% CP (Hernández *et al.*, 2014; Arriaga-Hernández *et al.*, 2021). All other fishmeals are considered category B as they do not reach 60% CP, which may be a consequence of protein denaturation during manufacture (meal 6), high inclusion of bones (fishmeal 2), or poor nutritional status of the fish at the time of capture (De Koning, 2002; Cabello *et al.*, 2013; Chaula *et al.*, 2019).

The FNE presented percentages between 6 and 17% (Figure 6), with differences between treatments ($F=16.53$, $p \leq 0.00005$). Fishmeal 1 obtained the highest value of

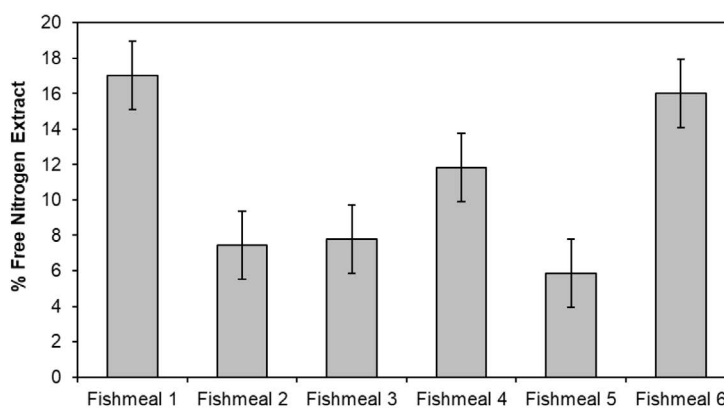


Figure 6. Mean percentages of the FNE in fishmeal. Different letters differ statistically ($p < 0.001$).

the parameter ($17.03\% \pm 2.74\%$), being equal to fishmeals 4, and 6 ($11.55 \pm 2.92\%$ and $16.39 \pm 1.96\%$). Fishmeal 5 showed the lowest percentage ($6.18 \pm 0.08\%$) and had no significant differences with fishmeal 2, and 5. Fishmeal 4 was statistically equal for both groups. Generally, the FNE percentage of fishmeal's ranges from 3 to 12%, which is consistent with part of the results (Hernández *et al.*, 2014). However, higher than 10% is discouraged for the formulation of feeds for carnivorous fish and crustaceans as they do not metabolise carbohydrates efficiently (Ween *et al.*, 2017; Yen-Ortega *et al.*, 2021). Consequently, fishmeals 2, 3, and 5 would provide the optimal carbohydrate intake without detracting from other parameters (CP or EE), while fishmeals 1, 4, and 6 would have a lower nutritional quality.

CONCLUSIONS

Fishmeal produced on the northwest coast of Mexico has considerable variation in its proximate chemical composition due to the lack of standardised fabrication processes

and quality control norms. In particular, the differences observed between the California pilchard meals confirm the information. Likewise, fishmeals 3, and 5 are the most recommendable for inclusion in aquaculture diets as they comply with the recommended quality intervals, while the use of fishmeal 6 is not recommended due to its possible overheating. A focused evaluation of tuna-derived meals is also recommended to assess their variability between production plants.

ACKNOWLEDGEMENTS

We thank the Consejo Nacional de Humanidades, Ciencia y Tecnología for funding the project (FC 2016 /2930) from which this work originated. We also extend our gratitude to the companies that participated in this study by providing us with the fishmeal samples.

REFERENCES

- Arriaga-Hernández, D., Hernández, C., Martínez-Montaña, E., Ibarra-Castro, L., Lizárraga-Velázquez, E., Leyva-López, N., & Chávez-Sánchez, M. C. (2021). Fish meal replacement by soybean products in aquaculture feeds for white snook, *Centropomus viridis*: Effect on growth, diet digestibility, and digestive capacity. *Aquaculture*, 530(1), 735823. <https://doi.org/10.1016/j.aquaculture.2020.735823>
- AOAC (2005). Official Methods of Analysis. Association of Official Agricultural Chemists. Gaithersburg, USA. 771 pp.
- Boyd, C. E., McNevin, A. A., & Davis, R. P. (2022). The contribution of fisheries and aquaculture to the global protein supply. *Food Security* 14(3), 805-827. <https://doi.org/10.1007/s12571-021-01246-9>
- Cabello, A., García, A., Figuera, B., Higuera, Y., & Vallenilla, O. (2013). Physicochemical quality of Venezuelan fishmeal. *Saber* 25(4), 414-422.
- Chaula, D., Laswai, H., Chove, B., Dalsgaard, A., Mdegela, R., & Hyldig, G. (2019). Fatty acid profiles and lipid oxidation status of sun dried, deep fried, and smoked sardine (*Rastrineobola argentea*) from Lake Victoria, Tanzania. *Journal of Aquatic Food Product Technology* 28(2), 165-176. <https://doi.org/10.1080/10498850.2019.1570992>
- Cho, J. H., & Kim, I. H. (2011). Fish meal - nutritive value. *Journal of Animal Physiology and Animal Nutrition* 95(6), 685-692.
- CONAPESCA. (2021). Anuario Estadístico de Acuicultura y Pesca 2021. Comisión Nacional de Pesca y Acuicultura. Mazatlán, Mexico. 292 pp.
- Cozzolino, D., Chree, A., Scaife, J. R., & Murray, I. (2005). Usefulness of near-infrared reflectance (Nir) spectroscopy and chemometrics to discriminate fishmeal batches made with different fish species. *Journal of Agricultural and Food Chemistry* 53(11), 4459-4463.
- Cruz-Suárez, L.E., Ricque, D., Pike, I.H. & Cuzon, G. (1999). Determination of some factors affecting the nutritional and biotoxicological value of fish meal for use in feed for fish culture and to establish quality control standards. *International Fishmeal and Oil Manufacturers Association* 3(3): 1-54.
- De Koning, A. (2002). Quantitative quality tests for fish meal. II. An investigation of the quality of South African fish meals and the validity of a number of chemical quality indices. *International Journal of Food Properties* 5(3), 495-507. <https://doi.org/10.1081/JFP-120015487>
- Gaxiola, G. & Cuzon, G. (2014). El uso de ingredientes alternativos a las harinas de pescado. En LM. Martínez-Córdova, M. Martínez-Porchas & E. Cortés-Jacinto (Eds.), Alimentos y estrategias de alimentación para una acuicultura sustentable (pp. 67-98). Universidad de Sonora.
- FAO. (2022). The State of World Fisheries and Aquaculture 2022: Towards the Blue Transformation. Food and Agriculture Organisation of the United Nations. Rome, Italy. 288 pp. <https://www.fao.org/3/cc0461es/cc0461es.pdf>
- Hua, K., Cobcroft, J. M., Cole, A., Condon, K., Jerry, D. R., Mangott, A., Praeger, C., Vucko, M. J., Zeng, C., Zenger, K., & Strugnell, J. M. (2019). The Future of Aquatic Protein: Implications for Protein Sources in Aquaculture Diets. *One Earth* 1(3), 316-329. <https://doi.org/10.1016/j.oneear.2019.10.018>
- Hernández, C., Hardy, R. W., Contreras-Rojas, D., López-Molina, B., González-Rodríguez, B., & Domínguez-Jiménez, P. (2014). Evaluation of tuna by-product meal as a protein source in feeds for juvenile spotted rose snapper *Lutjanus guttatus*. *Aquaculture Nutrition* 20(6), 574-582. <https://doi.org/10.1111/anu.12110>

- Hernández-Cerón, A.J. (2020). Efecto de la inclusión de harina de pescado artesanal en la alimentación de ovinos de pelo en finalización, sobre las características de la canal y calidad de la carne [Tesis de maestría, Universidad Autónoma de Nayarit]. Repositorio Institucional Aramara – Universidad Autónoma de Nayarit.
- Kaiser, F., Harbach, H., & Schulz, C. (2022). Rapeseed proteins as fishmeal alternatives: A review. *Reviews in Aquaculture* 14(4), 1887-1911. <https://doi.org/10.1111/raq.12678>
- Kim, K., Park, Y., Je, H., Seong, M., Damusaru, J. H., Kim, S., Jung, J., & Bai, S. C. (2019). Tuna byproducts as a fishmeal in tilapia aquaculture. *Ecotoxicology and Environmental Safety* 172(1), 364-372. <https://doi.org/10.1016/j.ecoenv.2019.01.107>.
- Li, R., & Cho, S. H. (2023). Substitution Impact of Tuna By-Product Meal for Fish Meal in the Diets of Rockfish (*Sebastes schlegelii*) on Growth and Feed Availability. *Animals*, 13(22), 3586. <https://doi.org/10.3390/ani13223586>
- Martínez-Córdova, L. R., Campaña Torres, A., Villarreal-Colmenares, Martínez-Porchas, M., M. Ezquerria Brauer & Cortés-Jacinto, E. 2013. Evaluation of partial and total replacement of formulated feed by live insects, *Trichocorixa* sp. (Heteroptera: Corixidae) on the productive and nutritional response, and post-harvest quality of shrimp, *Litopenaeus vannamei* (Boone 1931). *Aquaculture Nutrition*. 19, 218-226
- Mih, H., & Lacherai, A. (2020). Nutritional Properties of Fish Meal Produced from Fresh By-Products of *Sardina pilchardus*. *Journal of Fisheries and Environment* 44(2), 16-23.
- Morales, A., Cardenete, G., Sanz, A., & de la Higuera, M. (1999). Re-evaluation of crude fibre and acid-insoluble ash as inert markers, alternative to chromic oxide, in digestibility studies with rainbow trout (*Oncorhynchus mykiss*). *Aquaculture* 179(1-4), 71-79.
- Naylor, R. L., Hardy, R. W., Bureau, D. P., Chiu, A., Elliott, M., Farrell, A. P., Forster, I., Gatlin, D. M., Goldburg, R. J., Hua, K., & Nichols, P. D. (2009). Feeding aquaculture in an era of finite resources. *Proceedings of the National Academy of Sciences* 106(36), 15103-15110. <https://doi.org/10.1073/pnas.0905235106>
- New, M.B. & Wijkström, U.N. (2002). The use of fish meal and fish oil in aquafeeds: Further thoughts on the fish meal trap. *Food and Agriculture Organisation*. Rome, Italy. 71 pp.
- Quijije-Mero, R., Villareal-De la Torre, D., & Chinga-Alcívar, B. (2019). Evaluación bromatológica de la harina de pescado procesada en la fábrica TADEL S.A. *Revista De Ciencias Del Mar y Acuicultura YAKU*. 2(3), 16-25
- Rawski, M., Mazurkiewicz, J., Kierończyk, B., & Józefiak, D. (2020). Black Soldier Fly Full-Fat Larvae Meal as an Alternative to Fish Meal and Fish Oil in Siberian Sturgeon Nutrition: The Effects on Physical Properties of the Feed, Animal Growth Performance, and Feed Acceptance and Utilization. *Animals*, 10(11), 2119. <https://doi.org/10.3390/ani10112119>
- Rossi, W., & Davis, D. A. (2014). Meat and Bone Meal as an Alternative for Fish Meal in Soybean Meal-Based Diets for Florida Pompano *Trachinotus carolinus* L. *Journal of the World Aquaculture Society*, 45(6), 613-624. <https://doi.org/10.1111/jwas.12155>
- Souza, M. L. R. R. de, Yoshida, G. M., Campelo, D. A. V., Moura, L. B., Xavier, T. O., & Goes, E. S. dos R. (2017). Formulation of fish waste meal for human nutrition. *Acta Scientiarum. Technology* 39(5), 525-531. <https://doi.org/10.4025/actascitechnol.v39i5.29723>
- Takakuwa, F., Hayashi, S., Yamada, S., Biswas, A., & Tanaka, H. (2022). Effect of additional heating of fish meal on *in vitro* protein digestibility and growth performance of white trevally (*Pseudocaranx dentex*) juveniles. *Aquaculture Research* 53(4), 1254-1267. <https://doi.org/10.1111/are.15659>
- SSA. (2009). Norma Oficial Mexicana NOM-242-SSA1-2009, Productos y servicios-Productos de la pesca frescos, refrigerados, congelados y procesados-Especificaciones sanitarias y métodos de prueba. Secretaría de Salud - Diario Oficial de la Federación. Mexico City, Mexico. 128 pp.
- Villarreal-Cavazos, D. A., Ricque-Marie, D., Nieto-López, M., Tapia-Salazar, M., Lemme, A., Gamboa-Delgado, J., & Cruz-Suárez, L. E. (2019). Apparent digestibility of amino acids in feedstuffs used in diets for the Pacific white shrimp, *Penaeus vannamei*. *Ciencias Marinas* 45(3). <https://doi.org/10.7773/cm.v45i3.3007>
- Ween, O., Stangeland, J. K., Fylling, T. S., & Aas, G. H. (2017). Nutritional and functional properties of fishmeal produced from fresh by-products of cod (*Gadus morhua* L.) and saithe (*Pollachius virens*). *Heliyon* 3(7)
- Yen-Ortega, E. E., Correa-Reyes, J. G., & Hernández-Rodríguez, M. (2021). Growth, thermal preference and critical thermal maximum for *Totoaba macdonaldi*: Effect of acclimation temperature and inclusion of soybean meal in the diet. *Latin American Journal of Aquatic Research* 49(2), 258-271. <https://doi.org/10.3856/vol49-issue2-fulltext-2563>
- Zlaugotne, B., Pubule, J., & Blumberga, D. (2022). Advantages and disadvantages of using more sustainable ingredients in fish feed. *Heliyon* 8(9), 1-6. <https://doi.org/10.1016/j.heliyon.2022.e10527>