

# Fire effect on the diversity of forest species in a medium superennifolia forest of Mexico

Flores-Garnica, José. G.<sup>1</sup>; Cadena-Zamudio, Daniel A.<sup>2\*</sup>; Flores-Rodríguez, Ana G.<sup>1\*</sup>; Arispe-Vázquez, José L.<sup>3</sup>

<sup>1</sup> Instituto Nacional de Investigaciones Forestales, Agrícolas y Pecuarias, Campo Experimental Centro Altos de Jalisco. Av. Biodiversidad 2470. C. P. 44660. Tepatitlán de Morelos, Jalisco, México.

<sup>2</sup> Interdisciplinary Research Group in *Sechium edule* in México A.C. Agustín Melgar 10. C.P 56160. Texcoco de Mora, México, México.

<sup>3</sup> Instituto Nacional de Investigaciones Forestales, Agrícolas y Pecuarias, Campo Experimental Iguala. Km 2.5 Carretera Iguala-Tuxpan, C.P. 40000, Iguala de la Independencia Guerrero, México.

\* Corresponding author: cadenzamudio@gmail.com; ana1386@hotmail.com

## ABSTRACT

**Objective:** Evaluate the effect of fire on natural regeneration and forest species diversity in a medium superennifolia forest in southeastern Mexico.

**Design/methodology/approach:** Natural regeneration was classified into three height categories (0 to 30 cm, 31 cm to 1 m and 1 to 3 m) and trees in three forest sites burned and unburnt by fire.

**Results:** A total of 1193 individuals belonging to 69 species in 29 taxonomic families were recorded. Regeneration from 0 to 30 cm presented significant differences in species diversity in unburnt forest sites, while in regeneration from 1 to 3 m in burned forest sites.

**Limitations on study/implications:** These types of studies are a first approximation to natural regeneration after a fire in tropical forests, so it is important to maintain permanent sites to monitor the recovery of ecosystems and thus be able to establish management strategies for the restoration of these ecosystems.

**Findings/conclusions:** Regeneration after the fire was established with a low but constant number of species, indicating a tendency towards vegetation resilience. This information allows government institutions to make better decisions on the management and prevention of these ecosystems in Mexico.

**Keywords:** Conservation, Resilience, Richness, Vegetation composition, Forest fires.

**Citation:** Flores-Garnica, J. G., Cadena-Zamudio, D. A., Flores-Rodríguez, A. G., & Arispe-Vázquez, J. L. (2024). Fire effect on the diversity of forest species in a medium superennifolia forest of Mexico. *Agro Productividad*. <https://doi.org/10.32854/agrop.v17i17.2815>

**Academic Editors:** Jorge Cadena Iñiguez and Lucero del Mar Ruiz Posadas

**Received:** August 16, 2023.

**Accepted:** January 12, 2024.

**Published on-line:** February 21, 2024.

*Agro Productividad*, 17(1), January, 2024. pp: 173-183.

This work is licensed under a Creative Commons Attribution-Non-Commercial 4.0 International license.



## INTRODUCTION

The Yucatan Peninsula has one of the regions with the largest area of tropical rainforests in Mexico (Islebe *et al.*, 2015). They are characterized by a very marked seasonality with a dominant floristic composition (Fabaceae), different structural patterns and a high rate of species turnover ( $\beta$ -diversity) (Hernández-Ramírez and García-Méndez, 2015). Despite their importance, they are considered threatened ecosystems due to the reduction of forest cover and the presence of hurricanes and forest fires (Trejo and Dirzo, 2002). In particular, the presence of forest fires causes alterations that directly affect the diversity and successional

dynamics of tropical forests (Martínez-Garza *et al.*, 2022). That is, after a fire, the natural regeneration process determines which trees will be replaced because many species are shade intolerant in their establishment stage and are therefore favored by the opening of clearings resulting from the impact of fire (Martínez and García, 2008). Although not all species respond in the same way to fire, they are subject to their regenerative strategies (Martínez-Garza *et al.*, 2022).

An adequate understanding of the restoration process requires information on various aspects, such as seed availability and viability, invasive species, plant succession, species phenology, among others (Harris *et al.*, 2006). Understanding these aspects is relevant to support restoration strategies for tropical rainforest ecosystems, for which continuous evaluations should be conducted to determine evidence that the succession dynamics tend to the restoration of these ecosystems (Gómez *et al.*, 2013). In this way, it is possible to define which aspects favor, which hinder and which restoration processes to choose at different stages of development of the plant community to determine whether it tends to resilience (Vargas, 2011). However, little is known about the restoration processes of medium superennifolia forest in the Yucatan Peninsula, which limits the success of the implementation of appropriate strategies for the restoration of ecosystems impacted by forest fires.

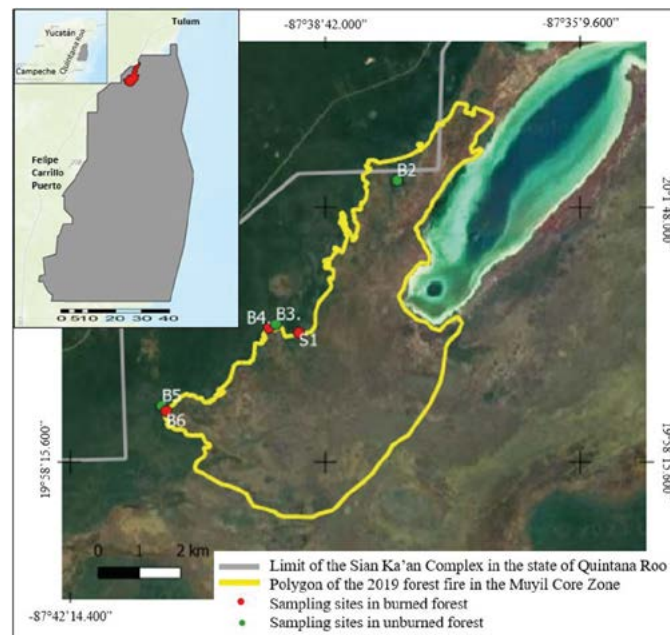
In this sense, extreme climatic changes such as forest fires occur with greater frequency and severity in tropical ecosystems, so the generation of knowledge from natural regeneration as the evaluation of changes in species diversity in different areas affected by fire in medium superennifolia forest becomes a priority issue (Hernández-Ramírez and García-Méndez, 2015). Therefore, the objective of this study was to evaluate the effect of fire on natural regeneration and forest species diversity in a medium superennifolia forest in southeastern Mexico. The information generated in this study will allow the promotion of different strategies that promote better decision making by government institutions to promote the prevention, management, and conservation of one of the most important biosphere reserves in Mexico.

## **MATERIALS AND METHODS**

Sampling was conducted in the Muyil Core Zone of the Sian Ka'an Biosphere Reserve in Quintana Roo, Mexico (19° 59' 40.33" N - 87° 38' 18.3" W) (Figure 1). This area was impacted by a forest fire in the months of July and August 2019 affecting a total of 3,203.71 hectares, with the medium superennifolia forest being the most affected with 148.66 hectares according to the Comisión Nacional de Áreas Protegidas (CONANP, 2021).

### **Experimental design and biological material**

In 2022 a paired experimental design was established with three burned and three unburnt forest sites. At each site, different categories of natural regeneration of post-wildfire vegetation were evaluated with 10 replicates respectively (n=60); a) circular sampling unit of 400 m<sup>2</sup> for adult trees (DBH>7.5 cm); b) three circular sub-sites of 5 m<sup>2</sup> for regeneration from 0 to 30 cm in height; c) three square sub-sites of 25 m<sup>2</sup> for medium regeneration from



**Figure 1.** Location of sites for the evaluation of regeneration and forest species diversity in the Muyil Core Zone of the Sian Ka'an Biosphere Reserve.

31 cm to 1 m in height; and d) three square sub-sites of 64 m<sup>2</sup> for large regeneration from 1 to 3 m in height (Flores-Garnica *et al.*, 2018). In addition, the number of species at each site per regeneration level was recorded and botanical samples of the species were collected to identify them taxonomically with specialized keys that were validated in the World Flora Online database (WFO, 2023).

### Abundance, richness and diversity species

Range-abundance curves were elaborated (Magurran, 1998), using the number of species and individuals per species recorded in each site (burned and unburnt forest), by regeneration level. The curves were plotted according to the logarithm base 10 of the proportion of each species ( $\text{Log}_{10} \pi_i + 1$ ), and the data were ordered from the most abundant to the least abundant species. A nonparametric Wilcoxon rank test was performed between sites by regeneration and trees. Species richness was assessed through rarefaction/extrapolation curve analysis (Chao and Jost, 2015). This analysis was done for each level of regeneration and trees between sites. Thus, curves were constructed from species abundance data considering 999 resamples (bootstrap). Specifically, the rarefaction/extrapolation curves defined a measure of completeness of the population, or community, belonging to the species included in the sample (Chao and Jost, 2015). Analyses were performed in iNEXT software (Hsieh *et al.*, 2016) available at <https://chao.shinyapps.io/iNEXTOnline/>. Finally, Shannon diversity indices ( $H'$ ), Simpson dominance ( $1/\lambda$ ) and Pielou's equality ( $J'$ ) were calculated, used to statistically contrast the values recorded between sites by regeneration and trees using the t-test (Zar, 1999). The analyses were conducted with PAST 4.6 software (Hammer *et al.*, 2001).



Table 1. Continues...

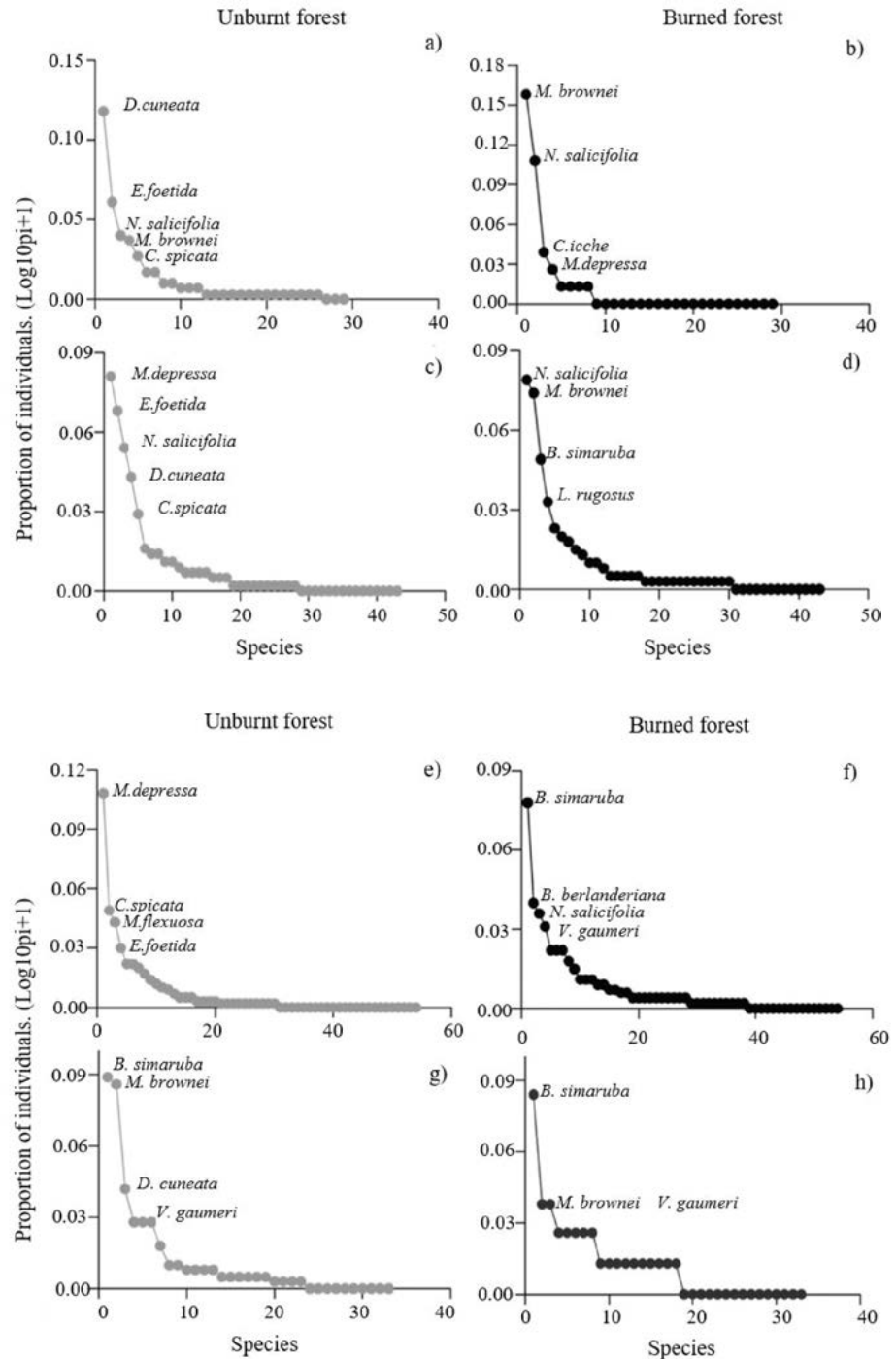
Family/species	0-30 cm		31cm-1 m		1-3 m		Trees	
	BF	UF	BF	UF	BF	UF	BF	UF
<i>Caesalpinia gaumeri</i> Greenm.		1		1	1	2		2
<i>Caesalpinia pulcherrima</i> (L.) Sw.				1		1		
<i>Dalbergia granadillo</i> Pittier								2
<i>Desmodium incanum</i> (Sw.) DC.			2		1			4
<i>Enterolobium cyclocarpum</i> (Jacq.) Griseb.					2			
<i>Ficus mexicana</i> (Miq.) Miq.			8		6			
<i>Havardia albicans</i> (Kunth) Britton & Rose					2			
<i>Lonchocarpus rugosus</i> Benth.		1	13	1	12			4
<i>Lonchocarpus xuul</i> Lundell			4		6	1		
<i>Lonchocarpus yucatanensis</i> Pittier		1		5		6		2
<i>Lysiloma latisiliquum</i> (L.) Benth			1		10		2	11
<i>Piscidia piscipula</i> (L.) Sarg.			1				1	7
<i>Pithecellobium dulce</i> (Roxb.) Benth.					1			
<i>Senegalia gaumeri</i> (S. F. Blake)					4		1	
<b>Lamiaceae</b>								
<i>Vitex gaumeri</i> Greenm.			4	3	17		3	11
<b>Lauraceae</b>								
<i>Nectandra salicifolia</i> (HBK) Nees.	9	12	33	25	20	12	2	
<b>Malpighiaceae</b>								
<i>Bunchosia swartziana</i> Griseb.				4		5		
<b>Malvaceae</b>								
<i>Ceiba aesculifolia</i> Britten & Baker f.	1							1
<i>Hampea trilobata</i> Standl.			1	2	2	1		
<b>Moraceae</b>								
<i>Brosimum alicastrum</i> Sw.			2				1	
<i>Ficus crassinervia</i> Desf. ex Willd.					2			
<b>Myrtaceae</b>								
<i>Eugenia foetida</i> M. Vahl		19	9	32	2	18		1
<i>Myrcianthes fragrans</i> (Sw.) McVaugh		1						
<b>Phyllanthaceae</b>								
<i>Phyllanthus micinianus</i> Baill.					1			
<b>Polygonaceae</b>								
<i>Coccoloba spicata</i> Lundell		8		13		30		2
<i>Neomillsbaughia emarginata</i> (H. Gross)				1		3		
<i>Rumex obtusifolius</i> L.		2		7	3	7		
<b>Putranjivaceae</b>								
<i>Drypetes laterifolia</i> (Sw.) Krug & Urb.			1					
<b>Rubiaceae</b>								
<i>Guettarda elliptica</i> Sw.					1			1
<i>Hamelia patens</i> Jacq.		1	3		2			

**Table 1.** Continues...

Family/species	0-30 cm		31cm-1 m		1-3 m		Trees	
	BF	UF	BF	UF	BF	UF	BF	UF
<i>Psychotria pubescens</i> Swartz.	1		1		2		2	
<i>Randia aculeata</i> L.						3		
<i>Randia truncata</i> Greenm. & C.H. Thomps.		1	1	1		2		
<b>Rutaceae</b>								
<i>Esenbeckia pentaphylla</i> Griseb.				1				
<i>Zanthoxylum caribaeum</i> Lam.			2	1	4		1	
<b>Salicaceae</b>								
<i>Laetia thannia</i> L.			1					
<i>Samyda yucatanensis</i> Standl.				2				
<i>Zuelania guidonia</i> (Sw.) Britton & Millsp.					1		1	
<b>Sapindaceae</b>								
<i>Allophylus cominia</i> (L.) Sw.		1						
<i>Cupania belizensis</i> Standl.					8			
<i>Melicoccus oliviformis</i> (Radlk.) Acev. Rodr.							1	
<i>Sapindus saponaria</i> L.								2
<i>Thouinia paucidentata</i> Radlk.		5				1		3
<b>Sapotaceae</b>								
<i>Chrysophyllum mexicanum</i> Brandegees ex Standl.			1		1	1		
<i>Manilkara zapota</i> (L.) Van Royen.				5	1	10	1	2
<b>Simaroubaceae</b>								
<i>Simarouba glauca</i> DC.		1			3	1		11
<b>Solanaceae</b>								
<i>Nicotiana sect. Tabacum</i> G. Don						1		
<i>Solanum erianthum</i> D. Don					5			
<b>Urticaceae</b>								
<i>Cecropia obtusifolia</i> Bertol.					5		2	

of the species recorded in the study, while only 22 families (76%) are represented by one or two species. In the burned forest sites, 461 individuals of 52 species belonging to 28 families were recorded. In contrast, in the unburnt forest sites, 732 individuals of 51 species belonging to 24 families were recorded. The families Urticaceae and Moraceae were recorded in the burned forest sites, while Malpighiaceae was recorded only in the unburnt forest sites.

The abundance of species recorded in the medium subperennial rainforest was different depending on the height category of the regeneration and the impact of fire. In the 0 to 30 cm regeneration the species *Diospyros cuneata* Standl., *Eugenia foetida* M. Vahl, *Nectandra salicifolia* (HBK) Nees and *Metopium brownei* (Jacq) Urban were the most abundant and dominant in unburnt forest sites ( $z = -255.0$ ;  $P < 0.001$ ), only *M. brownei* and *N. salicifolia* were recorded in burned forest sites (Figure 2a, b). For the 31 cm to 1 m



**Figure 2.** Range-abundance curves at different regeneration levels: a and b=0 to 30 cm, c and d=31 cm at 1 m, e and f= 1 to 3 m, g and h= Trees in burned and unburnt forest sites, respectively.

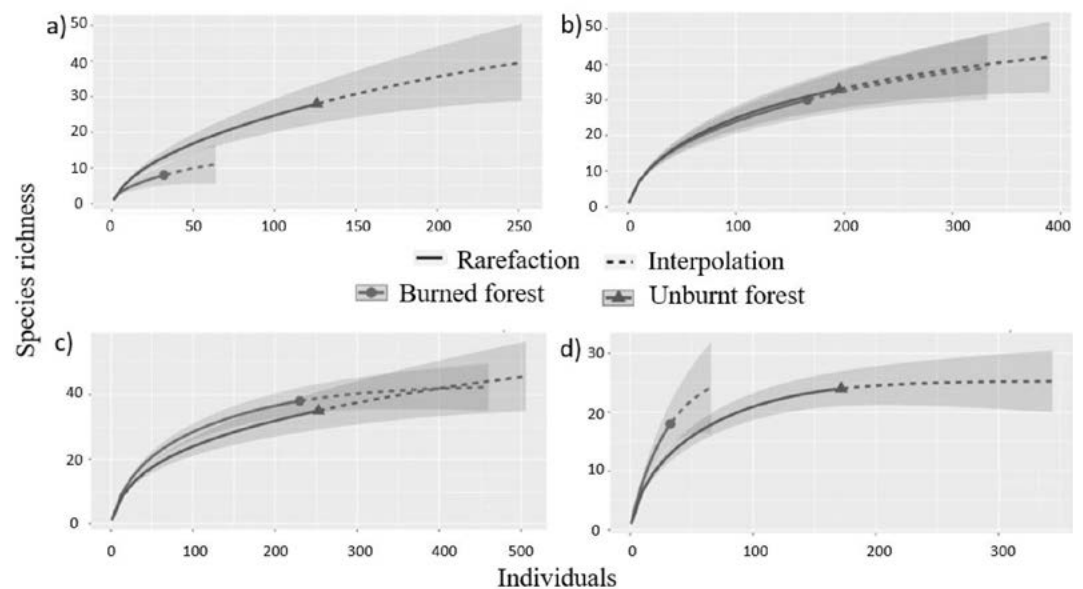
regeneration the dominant species were *Mosannona depressa* (Baill.) Chatrou and *Eugenia foetida* M. Vahl as well as *N. salicifolia* and *M. brownei* for both sites (Figure 2c, d). In the 1 to 3 m regeneration, *Malmea depressa* (Bailon) R. E. Fries stands out with greater dominance in unburnt forest sites while *Bursera simaruba* (L) Sarg in burned forest sites

(Figure 2e, f). Finally, in the trees *B. simaruba* was the most dominant species in both sites (Figure 2g, h).

The Burseraceae, Lauraceae and Anacardiaceae families were found to be the most abundant in the burned forest sites with the presence of *B. simaruba*, *N. salicifolia* and *M. brownii* species, respectively. It has been reported that *M. brownii* is a species that persists after fire disturbance due to its resprouting capacity that makes it a dominant species in post-fire regeneration in tropical rainforests (Wolfe, 2009). Similarly, *B. simaruba* and *N. salicifolia* are species that manage to persist after fire due to their characteristics such as physical seed dormancy, stem thickness and the presence of rhizomes that allow them to potentially adapt to fire, which favors their establishment as early successional species (Juárez and Rodríguez-Trejo, 2003). This coincides with Brokaw's (1984) report that fire generates changes in abiotic factors (humidity, temperature, and soil pH) and biotic factors (herbaceous cover and number of mammals) in tropical rainforests that influence successional dynamics (Rodríguez-Trejo *et al.*, 2019).

### Richness species

Regeneration from 0 to 30 cm in unburnt forest sites presented the highest richness as revealed by the rarefaction curve that grew rapidly as a function of individuals in the sample, while burned sites presented the lowest abundance and species richness ( $P > 0.05$ ) (Figure 3a). In contrast, regeneration from 31 cm to 1 m and 1 to 3 m presented the highest abundance of individuals with similar species richness in unburned ( $S = 32$  and  $S = 29$ ) and burned ( $S = 35$ ,  $S = 38$ ) forest sites (Figure 3b, c). The trees presented higher abundance and richness in unburned sites (Figure 3d).



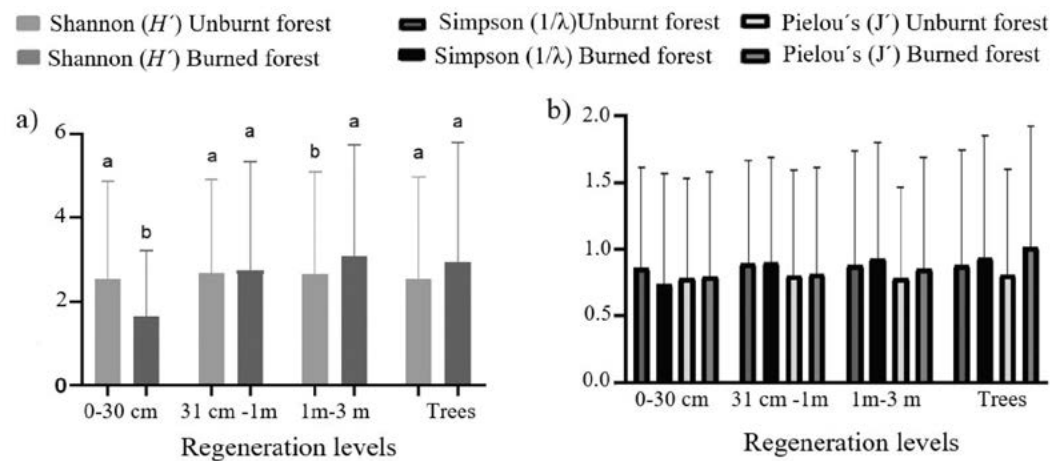
**Figure 3.** Rarefaction-extrapolation curves in categories a=0 to 30 cm, b=31 cm to 1 m, c=1 to 3 m and d=Trees. Solid line indicates interpolation and dotted line indicates extrapolation and the shadow shows the 95% confidence interval.

The consequences of forest fire on species richness in medium superennifolia forest were evident in burned and unburnt forest sites. However, changes at different levels of regeneration in the abundance and richness of the forest species community were highly variable. That is, species richness in the 0 to 30 cm regeneration was higher in the unburnt forest sites as revealed by the rarefaction curves. On the other hand, the regeneration from 31 cm to 1 m and 1 to 3 m showed similar abundance and species richness between sites, while the trees recorded higher abundance and richness in unburnt forest sites. The above suggests complex responses of forest species to fire related to adaptations to fire, but also to microclimatic conditions and seasonality of subperennial forests that influence the abundance and richness of the post-fire plant community (Ochoa-Franco *et al.*, 2019; Cadena-Zamudio *et al.*, 2022).

### Species diversity and dominance

Regeneration from 0 to 30 cm recorded higher species diversity in unburnt forest sites ( $t=4.3081$ ;  $P<0.001$ ) (Figure 4a). Regeneration from 31 cm to 1 m had high diversity values with no significant differences between sites ( $P>0.05$ ). In contrast, regeneration from 1 to 3 m recorded the highest diversity value in burned forest sites ( $t=-3.9905$ ;  $P<0.001$ ) (Figure 4a). Likewise, the trees in burned forest sites registered high diversity values, but without significant differences ( $P>0.05$ ). The dominance of the regeneration from 0 to 30 cm recorded higher values in burned forest sites while the regeneration from 1 to 3 m and the tree stand recorded the lowest dominance values in burned forest sites (Figure 4b). With respect to evenness, values between 0.7 and 0.85 were observed in burned and unburnt forest sites, respectively (Figure 4b).

Changes in species diversity were found in the different regeneration categories, for example, regeneration from 1 to 3 m was more diverse in burned forest sites, contrary to what has been reported by other studies where more regeneration has been found in smaller categories (Rodríguez-Trejo *et al.*, 2019; Flores-Rodríguez *et al.*, 2021). This



**Figure 4.** a=Shannon's Diversity Index ( $H'$ ) and b=Simpson's dominance ( $1/\lambda$ ) and Pielou's evenness ( $J'$ ) at diverse levels of regeneration in burned and unburnt forest sites. Different letters represent significant differences ( $P<0.05$ ).

could be related to the time elapsed since the beginning of the fire, which influenced the growth and adaptation of species in categories 1 to 3 m (Martínez and Álvarez, 1995). For various forest species of medium superennifolia forest, the opening of the canopy implies better conditions for natural succession, *i.e.*, fire creates suitable beds for the repopulation of species that establish more easily on the mineral soil, eliminating the physical barrier that understory plants represent and temporarily reducing competition for seedlings, which favors certain functional attributes such as rhizomes to act benefiting establishment and growth (Keeley, 2012). On the other hand, Simpson's dominance showed that in unburnt forest sites the species remained very similar in all categories of regeneration and in the trees (Giraldo-Cañas, 2000). In contrast, the smallest regeneration from 0 to 30 cm in burned forest sites was dominated by few species with the highest value, while the regeneration from 1 to 3 m with low dominance values, indicating that there is little probability that two random individuals belong to the same species (Salmerón *et al.*, 2017). With respect to evenness, similar values were observed in all regeneration height categories regardless of whether they were burned or unburnt forest sites (López-Jiménez *et al.*, 2019).

## CONCLUSIONS

The results suggest that the vegetation of the medium superennifolia forest presented mechanisms to regenerate showing a capacity to recover from the impacts of fire. However, the environmental conditions after fire disturbance may in turn limit the tendency of ecosystem recovery, restricting new regeneration, so it is important to maintain permanent sites to monitor ecosystem recovery and thus be able to establish restoration management strategies for these ecosystems.

## ACKNOWLEDGMENTS

The cooperation of the Sian Ka'an Biosphere Reserve is gratefully acknowledged for all the facilities provided to conduct the study.

## REFERENCES

- Brokaw, N. V. L. (1984). Treefalls regrowth and community structure in tropical forests. In S. T. A. Pickett & P. S. White (Eds.), *The ecology of natural disturbance and patch dynamics* (pp. 53-69). Academic Press.
- Cadena-Zamudio, D., Ruiz-Guerra, B., Castillo, M. L., Flores-Garnica, J. G., & Guevara, R. (2022). Prevalence of stochastic processes in the fire-mediated reassemblage of the soil arthropod community of a pine forest. *Acta Oecologica*, 115, 103834. <https://doi.org/10.1016/j.actao.2022.103834>
- Chao, A., & Jost, L. (2015). Estimating diversity and entropy profiles via discovery rates of new species. *Methods in Ecology and Evolution*, 6, 873-882. <https://doi.org/10.1111/2041-210X.12349>
- CONANP (2021). Plan de acción para la restauración del Complejo Sian Ka'an: Reserva de la Biosfera Sian Ka'an, Área de Protección de Flora y Fauna Uaymil y Reserva de la Biosfera Arrecifes de Sian Ka'an. [Producto 7 del proyecto: Protección de Recursos Naturales Selva Maya]. (p. 48). CONANP.
- Flores-Garnica, J. G., Ruíz-Guzmán, E., Flores-Rodríguez, A. G., Lomelí-Zavala, M. E., & García-Bernal, J.M. (2018). Metodología para toma de datos de regeneración natural en áreas afectadas por incendios forestales. (p. 84). INIFAP-CIRPAC.
- Flores-Rodríguez, A. G., Flores-Garnica, J. G., González-Eguiarte, D. R., Gallegos-Rodríguez, A., Zarazúa-Villaseñor, P., Mena-Munguía, S., Lomelí-Zavala, M. E. & Ruíz-Guzmán, E. (2021). Regeneración natural de pino y encino bajo diferentes niveles de perturbación por incendios forestales. *Revista Mexicana de Ciencias Forestales*, 12(65), 3-25. <https://doi.org/10.29298/rmcf.v12i65.776>

- Giraldo-Cañas, D. (2000). Variación de la diversidad florística en un mosaico sucesional en la cordillera central andina (Antioquia, Colombia). *Darwiniana*, 38,33-42. <https://doi.org/10.14522/darwiniana.2014.381-2.159>
- Gómez, I. U. H., Ellis, E. A., & Gómez, C. A. G. (2013). Aplicación de teledetección y sistemas de información geográfica para el análisis de deforestación y deterioro de selvas tropicales en la región Uxpanapa, Veracruz. *GeoFocus*, 13(1), 1-24. <https://www.geofocus.org/index.php/geofocus/article/view/275>
- Hammer, Ø., Harper, D. A. T., & Ryan, P. D. (2001). PAST: paleontological statistics software package for education and data analysis. *Palaeontología Electrónica*, 4, 4-9. [https://palaeo-electronica.org/2001\\_1/past/issue1\\_01.htm](https://palaeo-electronica.org/2001_1/past/issue1_01.htm)
- Harris, J., Hobbs, R., Higgs, E., & Aronson, J. (2006). Ecological Restoration and Global Climate Change. *Restoration Ecology*, 14, 170-176. <https://doi.org/10.1111/j.1526-100X.2006.00136.x>
- Hernández-Ramírez, A. M., & García-Méndez, S. (2015). Diversidad, estructura y regeneración de la selva tropical estacionalmente seca de la Península de Yucatán, México. *Revista de Biología Tropical*, 63(3), 603-616.
- Hsieh, T. C., Ma, K. H., & Chao, A. (2016). iNEXT: an R package for rarefaction and extrapolation of species diversity (Hill numbers). *Methods in Ecology Evolution*, 7, 1451-1456. <https://doi.org/10.1111/2041-210X.12613>
- Islebe, G. A., Schmook, B., Calmé, S., & León-Cortés, J. L. (2015). Introduction: biodiversity and conservation of the Yucatán Peninsula, Mexico. In G. A. Islebe, B. Schmook, S. Calmé & J. L. León-Cortés (Eds.), *Biodiversity and Conservation of the Yucatán Peninsula* (pp. 1-5). Cham: Springer International Publishing.
- Juárez-Martínez, A., & Rodríguez-Trejo, D. A. (2003). Efecto de los incendios forestales en la regeneración de *Pinus oocarpa* var. *ochoterenae*. *Revista Chapingo Serie Ciencias Forestales y del Ambiente*, 9(2), 125-130.
- Keeley, J. E. (2012). Ecology and evolution of pine life histories. *Annals of Forest Science*, 69(4), 445-453. <https://doi.org/10.1007/s13595-012-0201-8>
- López-Jiménez, L. N., Durán-García, R., & Dupuy-Rada, J. M. (2019). Recuperación de la estructura, diversidad y composición de una selva mediana subperennifolia en Yucatán, México. *Madera y Bosques*, 25(1) e2511587. <https://doi:10.21829/myb.2019.2511587>
- Magurran, A. (1988). *Ecological Diversity and its Measurement* (p.179). Princeton University.
- Martínez, R. M., & García, O. X. (2008). Demografía de plantas y regeneración de selvas en campos degradados. En L. R. Sánchez-Velásquez, J. Galindo-González & F. Díaz-Fleischer (Eds.), *Ecología, manejo y conservación de los ecosistemas de montaña en México* (pp: 73-92). CONABIO, Universidad Veracruzana, Mundi-Prensa.
- Martínez-Garza, C., Juan-Baeza, I., León-Carvajal, K., & Hernández-Hernández, M. (2022). La regeneración del bosque después de un incendio. *Inventio*, 18(44),1-11. <https://doi.org/10.30973/inventio/2022.18.44/9%20>
- Martínez-Ramos, M., & Álvarez-Buylla, E. (1995). Ecología de las poblaciones de plantas en una selva húmeda de México. *Boletín de la Sociedad Botánica*, 56, 121-153.
- Ochoa-Franco, A. del P., Valdez-Lazalde, J. R., Santos-Posadas, H. M. de los S., Hernández-Stefanoni, J. L., Valdez-Hernández, J. I., & Ángeles-Pérez, G. (2019). La densidad, riqueza y composición arbóreas definen parches detectados remotamente en una selva subperennifolia. *Revista de Biología Tropical*, 67, 692-707. <http://dx.doi.org/10.15517/rbt.v67i4.34422>
- Rodríguez-Trejo, D. A., Martínez, P., & Martínez, P. J. (2019). Efectos del fuego en el arbolado de un bosque tropical de pino y en el de una selva baja caducifolia en Villaflores, Chiapas. *Ciencias forestales*, 29,1033-1047. <https://doi:10.5902/1980509833952>
- Salmerón, A., Geadá, G., & Fagilde, M. C. (2017). Propuesta de un índice de diversidad funcional. Aplicación a un bosque semideciduo micrófilo de Cuba Oriental. *Bosque*, 38, 457-466. <https://doi: 10.4067/S0717-92002017000300003>
- Trejo, I., & Dirzo, R. (2002). Floristic diversity of Mexican seasonally dry tropical forests. *Biodiversity & Conservation*, 11, 2063-2084. <https://doi.org/10.1023/A:1020876316013>
- Vargas-Ríos, O. (2011). Restauración ecológica: Biodiversidad y conservación. *Acta biológica colombiana*, 16(2), 221-246.
- Wolfe, B. (2009). Post-fire regeneration in subtropical dry forest of Puerto Rico [Doctoral dissertation],(p.83) Recinto Universitario de Mayagüez. <https://hdl.handle.net/20.500.11801/1270>
- World Flora Online (WFO). (2023). World Flora. Foundation for Royal botanic garden of kew & botanic garden of Misuri, United Kingdom and united states of america <http://www.worldfloraonline.org>.
- Zar, J. H. (1999). *Biostatistical analysis*. (4th ed., p.663). Prentice Hall.